
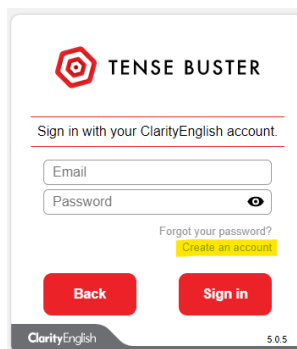


HOW TO ACCESS TENSEBUSTER


1. Click the [link here](#).
2. You can choose to either
 - 'Sign in / Register' which will allow you to track your progress, or
 - 'Continue as guest' which will not save your progress. If you choose to continue as guest, skip to step 6.



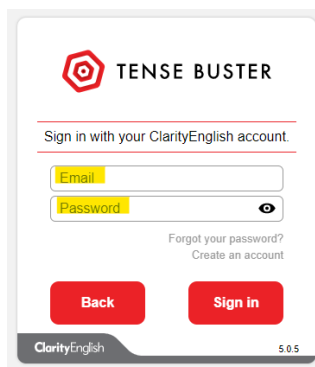
3. If it is the first time you choose to 'Sign in / Register', you will need to click 'Create an account'. Every time after that, you will just sign in.




4. Enter your email address and choose a password. You will need to write your password twice.



5. You will then need to sign in to your account.



6. Choose a level to study.



Each level focuses on a different list of items. Please refer to the contents list below.

Please note that you should not restrict yourself to 'higher level' grammar. You should review relevant grammar that is 'below' the level that you normally study at. For example the section on prepositions (in, of, to...) is found in Lower Intermediate, but this will have an important impact on the accuracy of your writing.

Tense Buster contents		
Elementary		
Am, is, are	Negatives	Articles
Simple present	Countable nouns	Have got*
Questions	I, my, me	Some, any
Lower Intermediate		
Simple present	Present perfect	
Simple past	Comparisons	
Present continuous	Prepositions	
Intermediate		
The passive	Equality	
'Will' and 'going to'	Relative clauses	
Question tags	Conditionals	
Upper Intermediate		
Past continuous	Adjectives and adverbs	
Conditionals	Modals	
Present perfect	The future	
Advanced		
Reported speech	Past perfect	
Phrasal verbs	The passive	
Nouns	Articles	