

# Using Ebsco Discovery: **advanced** searching



INTO MANCHESTER

When you are doing your coursework at INTO Manchester, you should make use of **QUALITY** sources, rather than just using *Wikipedia*

This handout will help!

Ebsco Discovery is a very powerful tool. This is a guide to **advanced searching**-finding in-depth academic articles. It is recommended for International Year One and Pre-Masters Students

If you are struggling to find what you need - ask the Learning Centre staff. They like to help!

Learning Centre Guide 7b

Website: <http://intolearningcentre.co.uk>

E-mail: [manchester.lrc@intoglobal.com](mailto:manchester.lrc@intoglobal.com)



Follow  
[@into\\_mclrc](https://twitter.com/into_mclrc)

Telephone: 0161 631 12 22

# What is Ebsco Discovery?

A quick and easy way to search nearly 7,000 academic and business journals as well as electronic books, national newspapers and the INTO Manchester catalogue.

Ebsco Discovery is good for a wide range of research, including politics, economics, marketing, management and the sciences; it also provides access to company information with detailed company profiles and also an image bank.

This leaflet concentrates on how to find in-depth academic articles. For other searching, pick up the leaflet **Using Ebsco Discovery: simple searching, Guide 7a**

# How do I access Ebsco Discovery?

To log in to these databases from home, you need your **OPEN ATHENS** username and password. You need to **COME INTO THE LEARNING CENTRE** to get these.

Once you have your OpenAthens details, go to

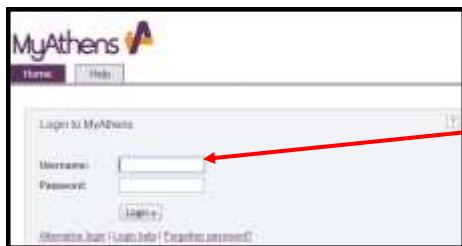
<http://intolearningcentre.co.uk/online-resources/>

Click on the **OpenAthens** logo



and log in

If you are working away from INTO, this will open the following screen:



Use your **OpenAthens Username** and **Password** to log in.

*If you do not have a username/ password, come into the Learning Centre and ask sta.*

Once logged in, the following screen appears with a "Google style" large box. **Ignore this!** This leaflet concentrates on how to find in-depth academic articles. For other searching, pick up the leaflet **Using Ebsco Discovery: simple searching, Guide 7a**

Select **Advanced Search**



This box then opens

**DO NOT TYPE ANYTHING UNTIL YOU HAVE THOUGHT ABOUT YOUR SEARCH TERMS!!!**

## ***Choosing your search terms***

**You need to give careful thought to this** (*preferably before you start!*). If your term is too general, you run the risk of getting far too many items to read. For example, if you use the term "business" to search, you will get over 4 million results! **Far too many to read!**

However, avoid putting in **too many** terms or you may find that you get too few results! **A general guide: try and select 2 or 3 key search terms.** For example, if you are writing an assignment asking "*Discuss and analyse the main causes of poverty in Britain*" look for the **main** terms in your assignment topic: in this case "**causes**" and "**poverty**" and "**Britain**" putting each term in a search box:

Then click **Search** to get your results

Searching: **The Library's Print + eResources**

causes Select a Field (optional) **Search**

AND britain Select a Field (optional)

AND poverty Select a Field (optional) (+) (-)

[Basic Search](#) [Advanced Search](#) [Search History](#)

This gives us 213 results (***Search carried out June 2019***)

**Still too many to read! This is where you need to think about improving your search.**

**Note: sometimes, you may not get not enough results; here, you need to think of alternative terms or synonyms. For example, think of other words for “causes” perhaps “reasons” “roots” “origins” “foundations”. Run the search again and see what happens. Ask for help if you are struggling**

## ***Controlling your results***

There are many different ways you can control the results you find by using the left-hand menu to **“Refine Results”**

For example,

a) read only items that have been judged as of a high standard by other experts; select **“Peer Reviewed”**

b) you can chose the **date** items were published; search over recent years to get the most up-to-date information.

Change the date using the handles on the bar.

**Refine Results**

Current Search **house of lords**

Find all my search terms:

house of lords

Limit To

Available via our Library

Library Catalogue Only

Peer Reviewed

1851 Publication Date 2016

You can limit your results by the type of material selected under **Source Types** in the left-hand menu

For in-depth research articles select **Academic Journals**




**Source Types**

All Results

Academic Journals (96)

This will reduce the number of results to high quality material from academic sources.

**Note:** if you need to reduce results further, limit your search to topics found in the **title field** only. This means that, rather than **poverty** and **Britain** appearing *anywhere* in the text of an article, the words are in the article title *only*. **This is often the best way of finding specific articles.** Go to the **Select a Field** box, using  to change to **TI Title**



causes	TX All Text
AND v poverty	TI Title
AND v britain	TI Title

## Using your results

Once you have your list of results, click on each title to open



**Search Results: 1 - 10 of 34**

1 [In-work poverty and the living wage in the United Kingdom: a geographical perspective.](#)

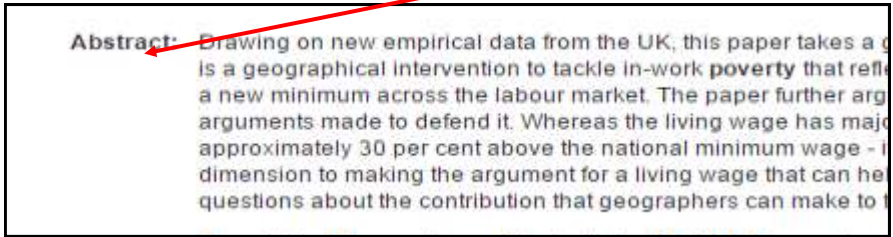
By: Willis, Jane, Linneker, Brian. Transactions of the Institute of British Geographers. Apr2014, Vol. 39 Issue 2, p182-194. 1 Premier

Drawing on new empirical data from the UK, this paper takes a geographical perspective on the living wage. It highlights the to lack...

Academic Journal

Subjects: LISAC, Social Sciences, POVERTY, Income, RESEARCH, SOCIAL, Inequality, Middle Class, Social

This opens a screen where you can read the **abstract**, a short summary of the article.



By reading the **abstract** first, you can get an idea whether it is worth your time to read the full article. If the item looks useful, click on the **PDF Full Text** to read. (usually on the left-hand side) You can then print or save the item

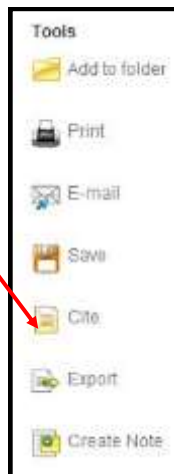


**Important: if the article does NOT have a PDF button but a button marked Full Text Finder, this means you DO NOT automatically have access to the full article for free . You will be taken to the publisher home page to see if it is available.**



## Further help

Ebsco is a very powerful tool. For example, if you use the tool bar on the right, the **Cite** button will put details in the right format for your reading list.



# More Search Options: specific journals

Ebsco Discovery also enables you to search within a particular journal. This can be useful for finding quality resources from such as the *New Scientist* or company reports.

Select **Publication Search**



Then type in the name of the journal you are looking for:

 A screenshot of the search interface. At the top, it says 'Searching: Library Publications'. Below that is a search input field containing the text 'new scientist'. To the right of the input field is a red 'Search' button and a question mark icon. Below the input field, there is a checkbox labeled 'Keep search limiters' which is checked. A red arrow points to the search input field.

and then search within that journal for the topic you want:

 A screenshot of the search results for 'New Scientist'. The title 'New Scientist' is displayed in red. Below it, the ISSN '0262-4079' is shown. A search input field contains the text 'graphene' and has a magnifying glass icon to its right.


This then brings up results on your topic *only* from the ***New Scientist***

A screenshot of a search result. The title is '1. Graphene unfolds into nano-flowers.' in red. To the left is a small icon of a newspaper labeled 'Periodical'. To the right, the text reads: 'New Scientist, 7/23/2016, Vol. 231 Issue 3083, p15-15. 1/4p. The article discusses research led by Graham Cross at Trinity College Ireland that discovered the self-folding ability of a sheet of atom-thick when poked with a diamond tool.'


# More Search Options: company information

For company information use the term

**Company Profiles** in the Publications box:



You can then look through an alphabetical list of the companies or add the specific company you are looking for in the publication box



## Ebsco

## Images

You can

also search for images

by selecting **Multimedia** from the tool bar and then selecting **Image Collection** in the next screen. This is a great way of searching for images by particular artists



Ebsco Discovery is a gateway for many different sorts of information sources. Pick up the leaflet **Using Ebsco Discovery: simple searching (Guide 7a)** to find other places to search.

