



Always ask if
you get stuck!



Issues Online

Issues Online is a database of hundreds of high-quality articles on today's social issues – for example, ageing and the elderly, globalisation and trade, health and the state. As well as articles from a variety of different sources (newspapers, charity groups, Government reports, blogs, magazines), ISSUES also provides statistics, videos, e-books and further web links.

A) Using *Issues Online*

i) You can access **Issues Online** via the Learning Centre webpage at

<http://intolearningcentre.co.uk/online-resources/>


ii) click on the **Open Athens** logo

iii) Use your **Open Athens Username** and **Password** to log in. **If you do not have a username or password, come into the Learning Centre and get them!**

iv) You will see the following screen. Put a keyword in the search box, and click Search (use any term in the box!! This is just to get the **Issues Online** password to appear)



At the side, you will see the following **Issues Online** logo:



underneath is the special **Issues Online** Username and password you need; click on the logo to get the following screen and click on the Login sign; log in with the special **Issues Online** username and password

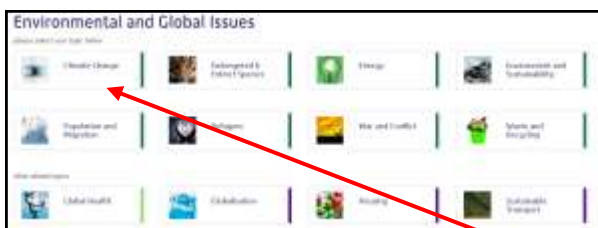


B) How do I search *ISSUES Online*?

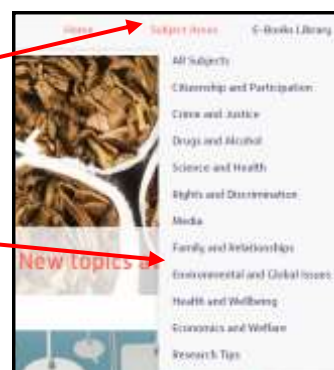
There are several ways to search once you have signed in:

You can browse through the topics available. On the top of opening screen, click **subject areas** and choose the topic you are interested in.

For example, click on **Environmental and Global Issues**



A long alphabetical list will appear of all the sections in this area. In this example, we have topics including things such as Climate Change, Housing, Waste and Recycling.



Click on the particular topic you are interested in. In this example, clicking on **Climate Change** gives you a list of different resources with key statistics, facts and short films.



You can then “filter” these results on the left-hand side of the screen, choosing if you want to look at articles, multimedia, statistics or key resources




Click on an item you are interested in to open it and read/watch on screen.

A list of useful websites appears on the left-hand side of the screen and you are also given the opportunity to print the item



C) Searching by Keyword

As well as browsing through the subjects, you can carry out a simple **keyword search** using the box at the top of the screen. Add your search term and click **Search**



Your results are then displayed for you to scroll through and read.

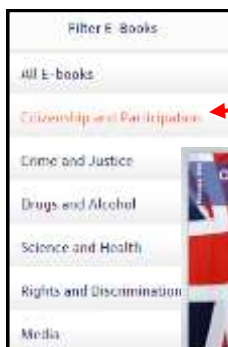


If you have too many results, you can “filter” these results, choosing if you want to look at articles, multimedia, statistics or key resources then selecting **Search again**



D) Browsing E-Books

Click on **E-books Library** on the opening page to see the full list of topics



Click on the topic you want to read about and a list of e-book titles will appear for that subject.



Click on the title you are interested in and a full copy of that issue appears:

Move through the journal using the front and back keys

Use the **full screen** or **zoom** keys to read clearly on the screen



Note: You cannot print these e-books, but we do have print copies of them in the library where you can photocopy useful pages. Ask staff to help you find the one you need.

Other Electronic books E-books may also be found via the databases **Ebsco** and **Ebook Central**